

# HARDI® PUMP 603



## General specifications

- Compact two diaphragm positive displacement pump.
- Low power consumption.
- Self-priming.
- Can be run dry.
- Can rotate clockwise or anticlockwise.
- Single grease point for lubrication.
- Dry sump to simplify maintenance.
- No special tools needed for maintenance.
- Polyurethane diaphragms and seals.
- Cast iron crankcase and covers.
- 3/4" suction port, 3/4" pressure port.
- Recommended to use HARDI® suction and pressure dampers.

### 603/4.0 (Ref. no. 821625)

- Cylindrical shaft, 25 mm / 0.98".
- For combustion and electric engine use.
- Supplied with narrow base plate.
- Normal operating revolutions, 800 r/min.
- Maximum pressure, 15 bar / 220 PSI.
- Maximum vacuum, 0.85 bar / 12.5 PSI.
- Weight, 14.8 kg / 33 lb.

### 603/7.0 (Ref. no. 821624)


- Tapered shaft.
- For tractor use with HARDI® transmission shaft.
- Supplied with wide base plate.
- Normal operating revolutions, 540 r/min.
- Maximum pressure, 15 bar / 220 PSI.
- Maximum vacuum, 0.91 bar / 13.4 PSI.
- Weight, 15.4 kg / 34 lb.

### 603/7.0 (Ref. no. 821623)

- Tapered shaft.
- With 6-splined coupling for tractor P.T.O. shaft.
- Normal operating revolutions, 540 r/min.
- Maximum pressure, 15 bar / 220 PSI.
- Maximum vacuum, 0.91 bar / 13.4 PSI.
- Weight: 16.2 kg / 36 lb.

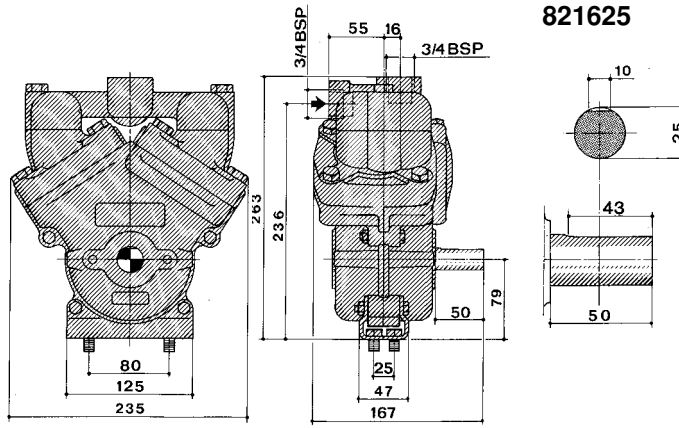


603/7.0 on an industrial cleaner

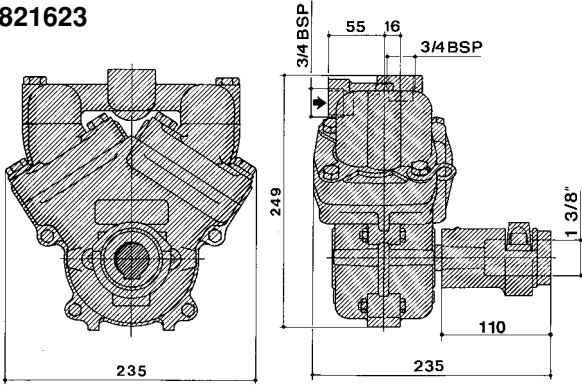


603/7.0 with PTO coupling

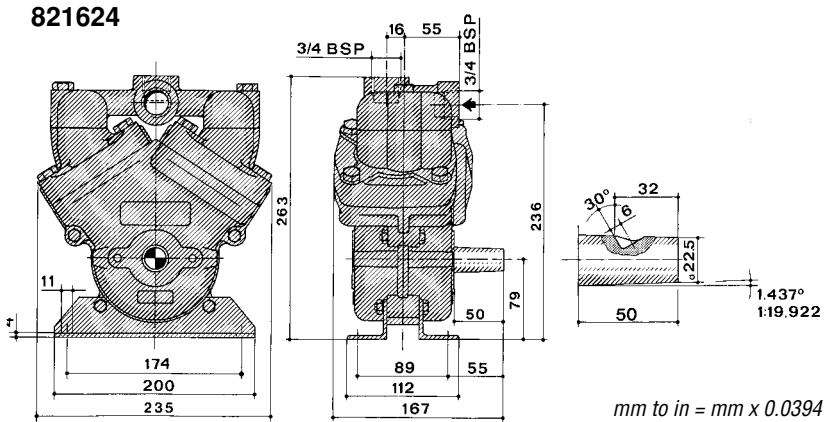
821625



821623



821624



mm to in = mm x 0.0394

	r/min	300		400		500		540		600		700		800		900		1000	
		bar	l/min	kW	l/min	kW	l/min	kW			l/min	kW	l/min	kW	l/min	kW	l/min	kW	l/min
<b>603/4.0</b>	0	9	0.1	12	0.2	16	0.2			20	0.3	23	0.4	26	0.5	29	0.6	32	0.7
	2	9	0.2	12	0.2	15	0.3			18	0.4	21	0.5	24	0.6	27	0.7	30	0.8
	4	9	0.2	12	0.3	15	0.4			18	0.5	21	0.6	24	0.7	27	0.8	29	0.9
	6	9	0.3	12	0.4	14	0.5			17	0.6	20	0.7	23	0.8	26	0.9	29	1.1
	10	8	0.4	11	0.5	14	0.6			17	0.8	19	0.9	22	1.1	25	1.2	28	1.4
	15	8	0.5	11	0.6	13	0.8			16	1.0	18	1.2	21	1.3	24	1.5	27	1.7
	PSI	gpm	hp	gpm	hp	gpm	hp			gpm	hp	gpm	hp	gpm	hp	gpm	hp	gpm	hp
0	2.4	0.1	3.2	0.3	4.2	0.3			5.3	0.4	6.1	0.5	6.9	0.7	7.7	0.8	8.4	0.9	
29	2.4	0.3	3.2	0.3	4.0	0.4			4.8	0.5	5.5	0.7	6.3	0.8	7.1	0.9	7.9	1.1	
58	2.4	0.3	3.2	0.4	4.0	0.5			4.8	0.7	5.5	0.8	6.3	0.9	7.1	1.1	7.7	1.2	
88	2.4	0.4	3.2	0.5	3.7	0.7			4.5	0.8	5.3	0.9	6.1	1.1	6.9	1.2	7.7	1.5	
147	2.1	0.5	2.9	0.7	3.7	0.8			4.5	1.1	5.0	1.2	5.8	1.5	6.6	1.6	7.4	1.9	
220	2.1	0.7	2.9	0.8	3.4	1.1			4.2	1.3	4.8	1.6	5.5	1.7	6.3	2.0	7.1	2.3	
<b>603/7.0</b>	0	18	0.2	24	0.3	29	0.4	31	0.4	34	0.5	40	0.6						
	2	17	0.3	23	0.4	28	0.5	30	0.5	33	0.6	39	0.7						
	4	17	0.4	22	0.5	27	0.6	29	0.7	33	0.7	38	0.9						
	6	16	0.5	22	0.6	27	0.8	29	0.8	33	0.9	38	1.1						
	10	16	0.7	21	0.8	27	1.1	29	1.2	32	1.3	37	1.6						
	15	16	1.0	21	1.2	26	1.6	28	1.7	31	1.9	37	2.2						
	PSI	gpm	hp	gpm	hp	gpm	hp	gpm	hp	gpm	hp	gpm	hp						
0	4.8	0.3	6.3	0.4	7.7	0.5	8.2	0.5	9.0	0.7	10.6	0.8							
29	4.5	0.4	6.1	0.5	7.4	0.7	7.9	0.7	8.7	0.8	10.3	0.9							
58	4.5	0.5	5.8	0.7	7.1	0.8	7.7	0.9	8.7	0.9	10.0	1.2							
88	4.2	0.7	5.8	0.8	7.1	1.1	7.7	1.1	8.7	1.2	10.0	1.5							
147	4.2	0.9	5.5	1.1	7.1	1.5	7.7	1.6	8.4	1.7	9.8	2.1							
220	4.2	1.3	5.5	1.6	6.9	2.1	7.4	2.3	8.2	2.5	9.8	3.0							

Model/stroke  
r/min  
Bar / PSI  
kW / Hp  
l/min / gpm

Pump model and pump stroke in millimetre.  
Maximum revolutions per minute is indicated by the highest figure.  
Maximum pressure is indicated by the highest figure.  
Power consumption in kilowatt and horsepower.  
Capacity in litres and US gallons per minute at zero suction lift.

HARDI® INTERNATIONAL A/S reserves the right to change the specifications without notice.

**HARDI® NORTH AMERICA INC.**

1500 WEST 76th STREET 8550 W. ROOSEVELT AVENUE 290 SOVEREIGN ROAD  
DAVENPORT, IA. 52806 VISALIA, CA 93291 LONDON, ON N6M 1B3  
Phone: (563) 386-1730 Phone: (559) 651-4016 Phone: (519) 659-2771  
Fax: (563) 386-1710 Fax: (559) 651-4160 Fax: (519) 659-2821  
<http://www.hardi-us.com>

HIA-MARKETING  
US-890725-05-2003