

HARDI PUMP 321



General specifications

- Compact two diaphragm positive displacement pump.
- Supplied with base plate.
- Self-priming.
- Can be run dry.
- Can rotate clockwise or anticlockwise.
- Single grease point for lubrication.
- Dry sump to simplify maintenance.
- No special tools needed for maintenance.
- Polyurethane diaphragms and seals.
- Cast iron crankcase and covers.
- 3/4" suction port, 3/4" pressure port.
- Recommended to use HARDI suction and pressure dampers.

321/3.0 (Ref. no. 821561)

- Cylindrical shaft, 30 mm / 1.18", for combustion and electric engine use.
- Normal operating revolutions, 800 r/min.
- Maximum pressure, 25 bar / 367 PSI.
- Maximum vacuum, 0.82 bar / 12.0 PSI.
- Weight, 23.9 kg / 53 lb.

321/7.0 (Ref. no. 821557)


- Tapered shaft for tractor use with HARDI transmission shaft.
- Normal operating revolutions, 540 r/min.
- Maximum pressure, 25 bar / 367 PSI.
- Maximum vacuum, 0.82 bar / 12.0 PSI.
- Weight, 23.6 kg / 52 lb.

321/7.0 (Ref. no. 821560)

- Tapered and cylindrical shaft for tractor use with HARDI transmission shaft.
- Normal operating revolutions, 540 r/min.
- Maximum pressure, 25 bar / 367 PSI.
- Maximum vacuum, 0.82 bar / 12.0 PSI.
- Weight, 24.2kg / 53 lb.

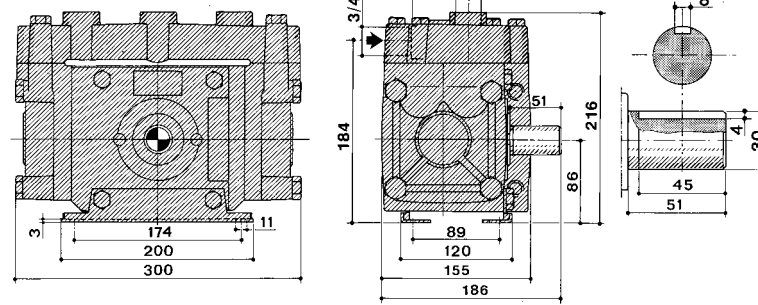


321/7.0 with pressure and suction damper

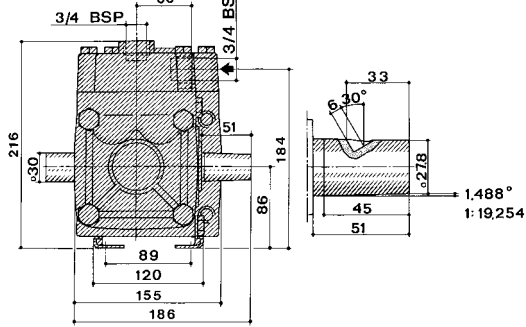


321 pump

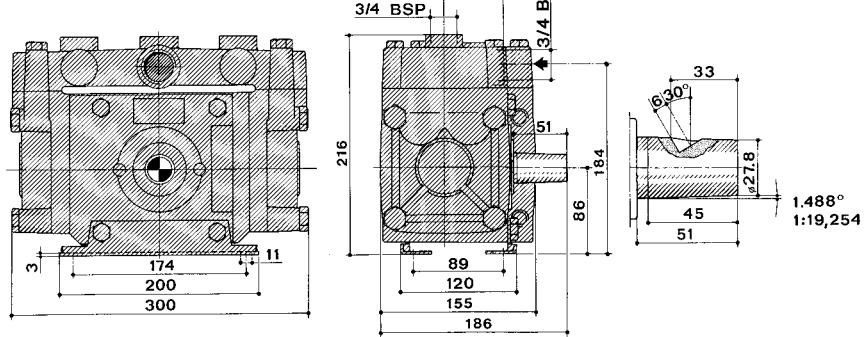
821561



821560



821557



mm to in = mm x 0.0394

	r/min		300		400		500		540		600		700		800		900		1000	
	bar	l/min	kW	l/min	kW	l/min	kW			l/min	kW	l/min	kW	l/min	kW	l/min	kW	l/min	kW	
	0	11	0.1	14	0.2	18	0.2			22	0.3	26	0.4	29	0.5	32	0.6	37	0.7	
	2	10	0.1	13	0.2	17	0.3			20	0.4	24	0.5	27	0.6	30	0.7	34	0.8	
	4	10	0.2	13	0.3	16	0.4			20	0.5	23	0.6	26	0.7	29	0.8	32	1.0	
	6	10	0.2	13	0.4	16	0.5			19	0.6	22	0.7	25	0.8	28	1.0	31	1.2	
	10	9	0.4	12	0.5	15	0.6			18	0.8	21	1.0	24	1.1	27	1.3	30	1.5	
	15	9	0.5	12	0.6	15	0.8			17	1.1	20	1.3	23	1.4	26	1.6	28	1.8	
	20	8	0.7	11	0.8	14	1.1			17	1.4	19	1.6	22	1.8	24	2.0	27	2.2	
	25	8	1.0	10	1.1	13	1.4			16	1.6	18	1.8	21	2.0	23	2.3	26	2.5	
	PSI	gpm	hp	gpm	hp	gpm	hp			gpm	hp	gpm	hp	gpm	hp	gpm	hp	gpm	hp	
	0	2.9	0.1	3.7	0.3	4.8	0.3			5.8	0.4	6.9	0.5	7.7	0.7	8.4	0.8	9.8	0.9	
	29	2.6	0.1	3.4	0.3	4.5	0.4			5.3	0.5	6.3	0.7	7.1	0.8	7.9	0.9	9.0	1.1	
	58	2.6	0.3	3.4	0.4	4.2	0.5			5.3	0.7	6.1	0.8	6.9	0.9	7.7	1.1	8.4	1.3	
	88	2.6	0.3	3.4	0.5	4.2	0.7			5.0	0.8	5.8	0.9	6.6	1.1	7.4	1.3	8.2	1.6	
	147	2.4	0.5	3.2	0.7	4.0	0.8			4.8	1.1	5.5	1.3	6.3	1.5	7.1	1.7	7.9	2.0	
	220	2.4	0.7	3.2	0.8	4.0	1.1			4.5	1.5	5.3	1.7	6.1	1.9	6.9	2.1	7.4	2.4	
	294	2.1	0.9	2.9	1.1	3.7	1.5			4.5	1.9	5.0	2.1	5.8	2.4	6.3	2.7	7.1	3.0	
	367	2.1	1.3	2.6	1.5	3.4	1.9			4.2	2.1	4.8	2.4	5.5	2.7	6.1	3.1	6.9	3.4	
	bar	l/min	kW	l/min	kW	l/min	kW	l/min	kW	l/min	kW	l/min	kW	l/min	kW	l/min	kW	l/min	kW	
	0	26	0.2	36	0.3	45	0.4	48	0.5	54	0.6	62	0.7							
	2	25	0.3	33	0.4	42	0.6	45	0.7	50	0.8	57	1.0							
	4	24	0.4	32	0.6	41	0.8	44	0.9	48	1.1	55	1.3							
	6	24	0.6	32	0.8	40	1.1	43	1.2	47	1.4	54	1.6							
	10	23	1.0	31	1.2	39	1.6	42	1.7	47	1.9	53	2.2							
	15	23	1.5	31	2.0	38	2.2	41	2.3	46	2.5	52	3.0							
	20	22	2.3	30	2.6	38	3.2	41	3.2	45	3.4	50	3.7							
	25	22	3.0	30	3.3	37	3.6	40	4.0	44	4.3	50	4.8							
	PSI	gpm	hp	gpm	hp	gpm	hp	gpm	hp	gpm	hp	gpm	hp							
	0	6.9	0.3	9.5	0.4	11.9	0.5	12.7	0.7	14.3	0.8	16.4	0.9							
	29	6.6	0.4	8.7	0.5	11.1	0.8	11.9	0.9	13.2	1.1	15.0	1.3							
	58	6.3	0.5	8.4	0.8	10.8	1.1	11.6	1.2	12.7	1.5	14.5	1.7							
	88	6.3	0.8	8.4	1.1	10.6	1.5	11.4	1.6	12.4	1.9	14.3	2.1							
	147	6.1	1.3	8.2	1.6	10.3	2.1	11.1	2.3	12.4	2.5	14.0	3.0							
	220	6.1	2.0	8.2	2.7	10.0	3.0	10.8	3.1	12.1	3.4	13.7	4.0							
	294	5.8	3.1	7.9	3.5	10.0	4.3	10.8	4.3	11.9	4.6	13.2	5.0							
	367	5.8	4.0	7.9	4.4	9.8	4.8	10.6	5.4	11.6	5.8	13.2	6.4							

Model/stroke
r/min
Bar / PSI
kW / Hp
l/min / gpm

Pump model and pump stroke in millimetre.
Maximum revolutions per minute is indicated by the highest figure.
Maximum pressure is indicated by the highest figure.
Power consumption in kilowatt and horsepower.
Capacity in litres and US gallons per minute at zero suction lift.

HARDI® NORTH AMERICA INC.

1500 WEST 76th STREET 8550 W. ROOSEVELT AVENUE 290 SOVEREIGN ROAD
DAVENPORT, IA 52806 VISALIA, CA 93291 LONDON, ON N6M 1B3
Phone: (563) 386-1730 Phone: (559) 651-4016 Phone: (519) 659-2771
Fax: (563) 386-1710 Fax: (559) 651-4160 Fax: (519) 659-2821
<http://www.hardi-us.com>

HARDI INTERNATIONAL A/S reserves the right to change the specifications without notice.

US-890685-11-99